



## MATHEMATICS CH: 13. HANDLING DATA

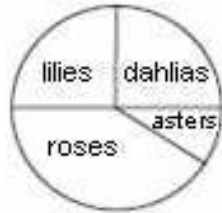
Name: \_\_\_\_\_

Date: \_\_\_\_\_

Class: IV Sec: \_\_\_\_

1. Fill in the blanks

This circle chart shows the space used to grow different flowers in a garden.



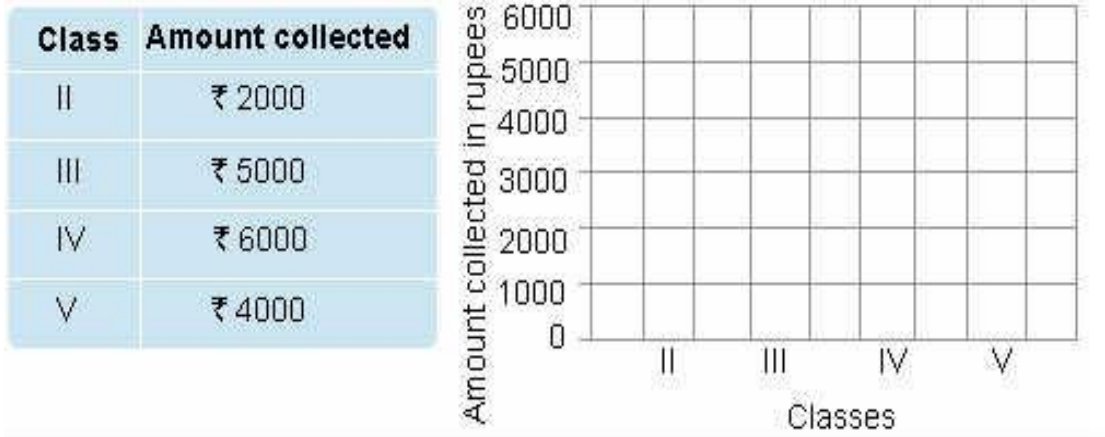
- Which flower is grown the most? \_\_\_\_\_
- Which flower has the least space? \_\_\_\_\_
- Which two flowers have been grown in the same amount of space? \_\_\_\_\_
- The space for roses and lilies together is \_\_\_\_\_ than the space for dahlias and asters together
- The space for lilies, dahlias and asters together is \_\_\_\_\_ than the space for roses.



- 2.
- \_\_\_\_\_ fourth of the days were rainy days
  - \_\_\_\_\_ fourth of the days were sunny days. If the circle chart shows 36 days.
  - \_\_\_\_\_ days were rainy.
  - \_\_\_\_\_ days were sunny.
3. The list shows the amount of money collected by different classes towards buying blankets for the homeless. Complete the bar graph and answer the questions.




# INDIAN SCHOOL NIZWA - WORKSHEET



4. The list below shows the sizes of shoes sold over a week at a shoe shop.

Size	Number of pairs sold
10	200
11	250
12	100
13	150

Make a bar graph to show the above information



5. The circle graph shows how Asif spent his time during a 12-hour train journey. Read the graph and answer the question.

- What did Asif spend the most time doing? \_\_\_\_\_
- Did he spend more time talking or reading? \_\_\_\_\_
- If he spent  $\frac{1}{4}$  of the journey time reading how many hours did he read? \_\_\_\_\_
- How many hours did he sleep? \_\_\_\_\_

